


product type designation

product description



PROFIBUS FC Standard Cable IS GP

Standard bus cable for fast installation, sold by the meter, unassembled

PROFIBUS FC Standard Cable IS GP, bus cable 2-wire, shielded, special configuration for quick assembly, Delivery unit: max. 1000 m, minimum order quantity 20 m sold by the meter

suitability for use

Used for intrinsically safe distributed I/O systems for permanent installation

cable designation

02YSY (ST) CY 1x2x0,64/2,55 BL KF40 FR

electrical data

attenuation factor per length

• at 9.6 kHz / maximum	0.0025 dB/m
• at 38.4 kHz / maximum	0.004 dB/m
• at 4 MHz / maximum	0.022 dB/m
• at 16 MHz / maximum	0.042 dB/m

impedance

• rated value	150 Ω
• at 9.6 kHz	270 Ω
• at 38.4 kHz	185 Ω
• at 3 MHz ... 20 MHz	150 Ω

relative symmetrical tolerance

• of the characteristic impedance at 9.6 kHz	10 %
• of the characteristic impedance at 38.4 kHz	10 %
• of the characteristic impedance at 3 MHz ... 20 MHz	10 %

loop resistance per length / maximum

110 mΩ/m

shield resistance per length / maximum

9.5 Ω/km

insulation resistance coefficient

16000 GΩ·m

capacity per length / at 1 kHz

28.5 pF/m

operating voltage

• RMS value	80 V
-------------	------

mechanical data

number of electrical cores

2

design of the shield

Overlapped aluminum-clad foil, sheathed in a braided screen of tin-plated copper wires

type of electrical connection / FastConnect

Yes

core diameter

• of AWG22 insulated conductor	0.64 mm
--------------------------------	---------

outer diameter

• of inner conductor	0.64 mm
• of the wire insulation	2.55 mm
• of the inner sheath of the cable	5.4 mm
• of cable sheath	8 mm

symmetrical tolerance of the outer diameter / of cable sheath

0.4 mm

material

• of the wire insulation	polyethylene (PE)
--------------------------	-------------------

<ul style="list-style-type: none"> • of the inner sheath of the cable • of cable sheath 	PVC PVC
color <ul style="list-style-type: none"> • of the insulation of data wires • of cable sheath 	red/green blue
bending radius <ul style="list-style-type: none"> • with single bend / minimum permissible • with multiple bends / minimum permissible 	37.5 mm 75 mm
tensile load / maximum	100 N
weight per length	80 kg/km
ambient conditions	
ambient temperature <ul style="list-style-type: none"> • during operation • during storage • during transport • during installation • note 	-40 ... +75 °C -40 ... +75 °C -40 ... +75 °C -40 ... +75 °C Electrical properties measured at 20 °C, tests according to DIN 47250 part 4 respectively DIN VDE 0472
fire behavior	flame resistant according to IEC 60332-3-24 (Category C)
class of burning behaviour / according to EN 13501-6	Eca
chemical resistance <ul style="list-style-type: none"> • to mineral oil • to grease • to water 	oil resistant according to IEC 60811-2-1 (4 h / 70°C) Conditional resistance conditional resistance
radiological resistance / to UV radiation	resistant
product features, product functions, product components / general	
product feature <ul style="list-style-type: none"> • halogen-free • silicon-free 	No Yes
standards, specifications, approvals	
UL/ETL listing / 300 V Rating	Yes; CMG / CL3 / Sun Res
UL/ETL style / 600 V Rating	Yes
certificate of suitability <ul style="list-style-type: none"> • EAC approval • CE marking • RoHS conformity 	Yes Yes Yes
Marine classification association <ul style="list-style-type: none"> • American Bureau of Shipping Europe Ltd. (ABS) • French marine classification society (BV) • Det Norske Veritas (DNV) • Germanische Lloyd (GL) • Lloyds Register of Shipping (LRS) • Nippon Kaiji Kyokai (NK) • Polski Rejestr Statkow (PRS) 	No No No No No No No
reference code <ul style="list-style-type: none"> • according to IEC 81346-2 • according to IEC 81346-2:2019 	WG WGB
further information / internet links	
internet link <ul style="list-style-type: none"> • to website: Selection guide for cables and connectors • to web page: selection aid TIA Selection Tool • to web page: SiePortal • to website: Image database • to website: CAX-Download-Manager • to website: Industry Online Support 	https://support.industry.siemens.com/cs/ww/en/view/109766358 https://www.siemens.com/tstcloud https://sieportal.siemens.com/ https://www.automation.siemens.com/bilddb https://www.siemens.com/cax https://support.industry.siemens.com
security information	
security information	Siemens provides products and solutions with industrial cybersecurity functions that support the secure operation of plants, systems, machines and networks. In order to protect plants, systems, machines and networks against cyber threats, it is necessary to implement – and continuously maintain – a holistic, state-of-the-art industrial cybersecurity concept. Siemens' products and solutions constitute one element of such a concept. Customers are responsible


for preventing unauthorized access to their plants, systems, machines and networks. Such systems, machines and components should only be connected to an enterprise network or the internet if and to the extent such a connection is necessary and only when appropriate security measures (e.g. firewalls and/or network segmentation) are in place. For additional information on industrial cybersecurity measures that may be implemented, please visit www.siemens.com/cybersecurity-industry. Siemens' products and solutions undergo continuous development to make them more secure. Siemens strongly recommends that product updates are applied as soon as they are available and that the latest product versions are used. Use of product versions that are no longer supported, and failure to apply the latest updates may increase customer's exposure to cyber threats. To stay informed about product updates, subscribe to the Siemens Industrial Cybersecurity RSS Feed under <https://www.siemens.com/cert>. (V4.7)

Approvals / Certificates


General Product Approval

Environment

[Manufacturer Declaration](#)


EG-Konf.

[Declaration of Conformity](#)




CCC

[Confirmation](#)

Environment



last modified:

8/8/2024 