



RS1E-X for ET200S High Feature reversing starter Setting range 2.4...8 A
Mechanical switching Electronic protection AC-3, up to 3 kW / 400 V expandable
for Brake control module 2DI module 2DI module Motor starter ES Circuit breaker
signaling parameterizable DPV 1-capable PROFIENERGY-capable to PN

product brand name	SIMATIC
product designation	Motor starters
design of the product	reversing starter
product type designation	ET 200S
General technical data	
product function on-site operation	Yes
power loss [W] for rated value of the current	
• at AC in hot operating state	10 W
• at AC in hot operating state per pole	3.33 W
• without load current share typical	5.28 W
insulation voltage rated value	500 V
degree of pollution	3 at 400 V, 2 at 500 V according to IEC60664 (IEC61131)
surge voltage resistance rated value	6 kV
maximum permissible voltage for protective separation between main and auxiliary circuit	400 V
shock resistance	5g / 11 ms
vibration resistance	2g
mechanical service life (operating cycles) of the main contacts typical	100 000
type of assignment	2
reference code according to IEC 81346-2	Q
Substance Prohibitance (Date)	10/26/2016
SVHC substance name	Lead - 7439-92-1 Lead monoxide (lead oxide) - 1317-36-8 Lead titanium zirconium oxide - 12626-81-2
Weight	2.5 kg
product function	
• direct start	No
• reverse starting	Yes
product component motor brake output	Yes
product feature	
• brake control with 230 V AC	No
• brake control with 24 V DC	No
• brake control with 180 V DC	No
• brake control with 500 V DC	No
product extension braking module for brake control	Yes
product function short circuit protection	Yes
design of short-circuit protection	circuit-breakers
maximum short-circuit current breaking capacity (Icu)	
• at 400 V rated value	50 kA
Electromagnetic compatibility	




EMC emitted interference according to IEC 60947-1	CISPR11, ambience A (industrial sector)
EMC immunity according to IEC 60947-1	corresponds to degree of severity 3, ambience A (industrial sector)
conducted interference	
• due to burst according to IEC 61000-4-4	2 kV on voltage supply, inputs and outputs
• due to conductor-earth surge according to IEC 61000-4-5	2 kV (U > 24 V DC)
• due to conductor-conductor surge according to IEC 61000-4-5	1 kV (U > 24 V DC)
field-based interference according to IEC 61000-4-3	80 MHz ... 1 GHz 10 V/m, 1.4 GHz ... 2 Hz 3 V/m, 2 GHz ... 2.7 GHz 1 V/m
Safety related data	
proportion of dangerous failures	
• with low demand rate according to SN 31920	50 %
• with high demand rate according to SN 31920	75 %
B10 value with high demand rate according to SN 31920	1 000 000
failure rate [FIT] with low demand rate according to SN 31920	100 FIT
IEC 61508	
T1 value for proof test interval or service life according to IEC 61508	20 a
Electrical Safety	
protection class IP on the front according to IEC 60529	IP20
touch protection on the front according to IEC 60529	finger-safe
Main circuit	
number of poles for main current circuit	3
design of the switching contact	electromechanical
adjustable current response value current of the current-dependent overload release	2.4 ... 8 A
type of the motor protection	solid-state
operating voltage rated value	200 ... 400 V
operating frequency 1 rated value	50 Hz
operating frequency 2 rated value	60 Hz
relative positive tolerance of the operating frequency	10 %
relative negative tolerance of the operating frequency	10 %
operating range relative to the operating voltage at AC at 50 Hz	200 ... 440 V
operational current	
• at AC-3 at 400 V rated value	8 A
operating power at AC-3 at 400 V rated value	3 kW
operating power for 3-phase motors at 400 V at 50 Hz	1.1 ... 3 kW
Inputs/ Outputs	
product function	
• digital inputs parameterizable	Yes
• digital outputs parameterizable	No
number of digital inputs	2
number of sockets	
• for digital output signals	0
• for digital input signals	0
Supply voltage	
type of voltage of the supply voltage	DC
supply voltage 1 at DC	24 ... 24 V
supply voltage 1 at DC rated value	
• minimum permissible	20.4 V
• maximum permissible	28.8 V
Control circuit/ Control	
type of voltage of the control supply voltage	DC
control supply voltage at DC rated value	20.4 ... 28.8 V
control supply voltage 1 at DC rated value	20.4 ... 28.8 V
control supply voltage 1 at DC	24 ... 24 V
Installation/ mounting/ dimensions	
mounting position	vertical, horizontal
fastening method	pluggable on terminal module
height	290 mm
width	130 mm
depth	150 mm

Ambient conditions	
installation altitude at height above sea level maximum	2 000 m
ambient temperature	
• during operation	0 ... 60 °C
• during storage	-40 ... +70 °C
• during transport	-40 ... +70 °C
relative humidity during operation	5 ... 95 %
Communication/ Protocol	
protocol is supported	
• PROFIBUS DP protocol	Yes
• PROFINET protocol	Yes
design of the interface PROFINET protocol	Yes
product function bus communication	Yes
protocol is supported AS-Interface protocol	No
product function	
• supports PROFinergy measured values	Yes
• supports PROFinergy shutdown	Yes
address space memory of address range	
• of the inputs	2 byte
• of the outputs	2 byte
type of electrical connection	
• of the communication interface	via backplane bus
• for communication transmission	via backplane bus
Connections/ Terminals	
type of electrical connection for main current circuit	screw-type terminals
type of electrical connection	
• 1 for digital input signals	using control module
• 2 for digital input signals	using control module
type of electrical connection	
• at the manufacturer-specific device interface	plug
• for main energy infeed	screw-type terminals
• for load-side outgoing feeder	Screw-type terminals
• for main energy transmission	via energy bus
• for supply voltage line-side	via backplane bus
• for supply voltage transmission	via backplane bus
UL/CSA ratings	
operating voltage at AC at 60 Hz according to CSA and UL rated value	600 V
Approvals Certificates	
General Product Approval	



[Confirmation](#)



Test Certificates	other	Environment
Type Test Certificates/Test Report	Special Test Certificate	Confirmation
		
		
		

Further information
Information on the packaging https://support.industry.siemens.com/cs/ww/en/view/109813875
Information- and Downloadcenter (Catalogs, Brochures,...) https://www.siemens.com/ic10
Industry Mall (Online ordering system) https://mall.industry.siemens.com/mall/en/en/Catalog/product?mlfb=3RK1301-0BB10-1AB4
Cax online generator http://support.automation.siemens.com/WW/CAXorder/default.aspx?lang=en&mlfb=3RK1301-0BB10-1AB4

